



Carolinas College of Health Sciences
Carolinas College of Health Sciences
Fact Book

Published: August 2007

The Rankin Education Center
1200 Blythe Boulevard
P.O. Box 32861
Charlotte, NC 28232
(704) 355-5043

www.CarolinasCollege.edu

2006 FACT BOOK

TABLE OF CONTENTS

<i>GENERAL INFORMATION</i>	2
<i>2006 AT A GLANCE</i>	4
Administration	4
Faculty	4
Board of Directors	5
Advisory Committee.....	5
Student Information, as of Fall 2006	6
Employee Information, as of Fall 2006	6
Costs and Student Financial Resources Information	7
Expenditure and Resource Highlights	7
<i>STUDENT INFORMATION</i>	8
Trended Total College Enrollment by Program	9
Trended Total Continuing Education Completers by Program	10
Trended Admissions Yield	11
Trended New Student Profile	12
Trended New Student Demographics	13
2006 New Student Gender and Age by Program.....	15
2006 New Student Ethnicity by Program	16
FTE Report by Program, as of Fall 2006.....	17
Average Student:Faculty Ratio by Program	18
Trended 150% Graduation Rates by Program	19
Trended Placement Rates by Program.....	20
Trended Pass Rates by Program*	22
<i>EMPLOYEE INFORMATION</i>	24
Trend of Employee Totals	25
Recent Trends in Employee Demographics	27
2006 Employee Gender and Ethnicity by Program	28
2006 Faculty Status and Service by Program	30
Salary Increases Compared to Changes in Consumer Price Index	31
<i>COST AND STUDENT FINANCIAL RESOURCES</i>	32
Trended Tuition Rates and Fees	33
Trended Student Financial Resources	34
<i>EXPENDITURES AND RESOURCES</i>	35
Financial History	36
Trended Year-End Balances College Development	38
Usage of Digital Library Resources	39

GENERAL INFORMATION

History: Carolinas College of Health Science's roots date back to the early 1940's when hospital-based education was offered at Charlotte Memorial Hospital. In the early 1990's, the college was incorporated as an owned subsidiary of the Charlotte Memorial Hospital Authority, a quasi-public entity. Today it operates as a multi-program, regionally accredited college supporting the nursing and allied health workforce needs of the greater Charlotte-Mecklenburg area.

Academic Programs:

- Associate of Applied Science degree in Nursing and Radiologic Technology
- Diploma in Surgical Technology and Pre-Nursing
- Diploma in Paramedic, Certificate in Emergency Medical Services-Basic
- Clinical education certificate in Medical Technology
- Certificate in Phlebotomy and Nurse Aide I and II
- Single course offerings in general and continuing education
- Basic and Advanced life support training

Accreditation:

- Commission on Colleges of the Southern Association of Colleges and Schools (SACS) to award the Associate in Applied Science degree
- Commission on Accreditation of Allied Health Education Programs (CAAHEP)
- Joint Review Committee on Education in Radiologic Technology (JRCERT)
- National Accrediting Agency for Clinical Laboratory Sciences (NAACLS)
- National League for Nursing Accrediting Commission (NLNAC)

Approval:

- North Carolina Board of Nursing (Nursing Program/Nurse Aide II)
- North Carolina Division of Facility Services (Nurse Aide I)
- American Heart Association (Life Support Education)
- North Carolina Office of Emergency Medical Services
- North Carolina State Approving Agency for Veterans Benefits

Student population:

- Recent high school graduates
- College graduates
- Adults in career transition

Alumni: Carolinas College of Health Sciences recognizes alumni from each of the former hospital-based programs that are part of the current College structure including Medical Technology, Nursing, Radiologic Technology, and Surgical Technology. There are just over 3,000 alumni in the College's rich history.

GENERAL INFORMATION (cont.)

Computing Facilities: The extensive wireless network on campus allows for access throughout the College. There are two open-access computer labs available for student use with extended hours in the evenings and on weekends.

Library: The Area Health Education Center (AHEC) Library and Information Resource Center located on the campus of Carolinas Medical Center provides comprehensive information and library services to students and faculty from the Carolinas College of Health Sciences. The library's collection includes over 6,000 books, 800 current print journal titles and 1,500 audio visual materials. Updated course syllabi and textbooks are kept in the library for students. The library is wireless and provides a computer lab, AV viewing rooms, study rooms, and a conference room for use by students and faculty. All students and faculty of the College are provided access to the AHEC Digital Library (ADL). This provides access to 1,000+ full text e-journals, more than 100 e-books, and databases such as Medline, Cinahl, Cochrane, and Stat-Ref. The ADL is available from any computer with internet access, either on or off campus.

2006 AT A GLANCE

Administration

President, Ellen Sheppard, EdD
Provost, Janice Terrell, EdD
Dean, Student Services, Hampton Hopkins, EdD
Director of Business and Finance, Kim Bradshaw, BS

Faculty

General Education

Director, Suzanna Thornton, MS
Carla Cozzen, MS
Bill Dailey, PhD
Tim Dienes, MS
Denise Ferguson, MS
Ginger Fox, MFA

Noah Henley, MA
Beth Hickman, MA
Lori Lieving, PhD
Nancy Taylor, MA
Rebecca Troxell, PA, MA
Nancy Watkins, MEd

School of Clinical Laboratory Sciences

Director, Betty Anderson, MHDL, MT (ASCP), CLS (NCA)
Cynthia Bean, BSMT, MT (ASCP) SC
Cyndie Hobson, BSMT, MT (ASCP) SM
Kelly Shirley, MAEd, MT (ASCP) SBB
Susan Thomasson, MEd, MT (ASCP) SH
Kimberly Yarborough, BS, MT (ASCP) SH

School of Emergency Medical Sciences

Director, John E. Tartt, MPH, EMT-P
Robert Atripaldi, AS, NREMT-P
Timothy Brisbin, RN, NREMT-P
Jerry Morris, BA, NREMT-P

School of Nursing

Dean, School of Nursing, Deborah Blackwell, PhD, RNC, WHCNP
Susan Bass, RN, MSN
Jane Binetti, RN, MSN
Catherine Borysewicz, RN, MSN
Patricia Campbell, RN, MSN
Lois Cook, RN, MSN
Millie Creech, RN, BSN
Sylvia Doyle, RN, MSN
Simone Evans, RN, BSN
Ava Farahany, RN, BSN
Carrie Fortier, RN, BSN
Mary Griffin, RN, MSN
Cindy Harbacevich, RN, BSN
Meredith Hirsch, RN, BSN
Catherine Holton, RN, MSN
Carla Jones, RN, BSN
Gwendolyn Jordan, RN, MSN
Dana Mangum, RN, MSN

Associate Dean, Sherri Marlow, RN, MSN
Sara Masters, RN, MSN
Janie McCloskey, RN, MSN
Alaine Miller, RN, BSN
Karen Hill Miller, RN, MSN
Susan Patterson, RN, MS
Michele Pfaff, RN, MSN
Sharlene Plyler, RN, MN
Marilyn Richard, RN, MSN
Kristin Robinson, RN, BSN
Sherlene Robinson, RN, BSN
Valerie Short, RN, BSN
Deanna Stanford, RN, BSN
Brenda Vasquez, RN, MSN
Shannon Watts, RN, BSN
Steven White, RN, MN
Deborah Woodard, RN, MSN

School of Radiologic Technology

Director, Susan Stricker, BS, RTR
Lucy Davison, BS, RTR
Patty McCrary, BS, RTR
Cathey Miller, BHS, RTR

School of Surgical Technology

Director, Becky Cuthbertson, RN, BSN
April Davis, RN, MSN
Mary Faye Proctor, RN
Michele Barth-Thomas, CST, BA

2006 AT A GLANCE

Board of Directors

❖ C. Marcus Harris (Chair)	❖ Valerie P. Snyder, RN
❖ Grace Baltusnik, MBA	❖ Grace Sotomayor, RN, MSN
❖ Robert W. King, Jr., JD	❖ Ron Wade, MD (Emeritus (non-voting))
❖ James McDeavitt, MD	❖ Martha Whitecotton, RN, MSN

Advisory Committee

❖ Dr. Ross Bellavia	❖ Dr. A. Van Moore
❖ Dr. Tom Blackwell	❖ Cindy Moss
❖ Joe Bowers	❖ Donna Owen
❖ Billy Buckingham	❖ Wendell Patterson
❖ Brian Cleary	❖ Joe Penner
❖ Elizabeth Franklin	❖ William Pesci
❖ Bill Greear	❖ Richard Pettus
❖ Susan Grissom	❖ Terri Phipps
❖ Dawn Hartung	❖ Jeff Pustejovsky
❖ Sally Hutchison	❖ Dan Ramirez
❖ Karen Ingram	❖ Gail Satterfield
❖ Phyllis Justus	❖ Kevin Staley
❖ Lee Kaufman/Laura Leach	❖ Deborah Swearingen
❖ Dr. Kent Kercher	❖ Dennis Taylor
❖ Dr. Ned Lipford	❖ Dr. Chris Ullrich
❖ Melanie Lowder	❖ Lori Van Horn
❖ Andrea McCall	❖ Toby Weast
❖ Barbara McElhiney	❖ Barbee Whisnant-Burgess
❖ Robin G. Miller	❖ Ann Windell
❖ Charlotte Mitchell	❖ Dr. Ken Wolfson

Student Information, as of Fall 2006

- ❖ Total Headcount enrollment: 467
- ❖ Total FTE (full-time equivalent) enrollment: 320.74
- ❖ Total number of individuals completing continuing education courses: 1,796
- ❖ Average age of students: 27
- ❖ Percent of new students who were NC residents: 94.3
- ❖ Percent of new students who were ethnic minorities: 15.9
- ❖ Percent of new students who were men: 19.8
- ❖ Percent of students who were enrolled part time: 77.8
- ❖ Percent of students who graduated within 150% of program length: 78
- ❖ Percent of graduates placed in employment position within 6 months of graduating: 92
- ❖ Percent of 2006 graduates who took and passed required licensure/certificate exams on first attempt: 100

Employee Information, as of Fall 2006

- ❖ Total employees: 103
 - Full time 46
 - Part Time 35
 - PRN 14
 - Federal Work Study 8
- ❖ Total faculty: 65
 - Full time 23
 - Part Time 23
 - PRN 13
 - Adjunct 6
- ❖ Percent of employees who were ethnic minorities: 12.5
- ❖ Percent of employees who were men: 12.4

Costs and Student Financial Resources Information

- ❖ Tuition (per credit hour) for Degree and Diploma programs: \$185.00
- ❖ Activity fees (per semester): \$25.00
- ❖ Technology fee (per semester): \$75.00 for health care students and general education and pre-nursing students with 6 or more hours per semester. \$25.00 for students with fewer than 6 hours per semester
- ❖ Almost \$2,000,000 was awarded in financial aid in the form of grants, loans, scholarships, and work study opportunities

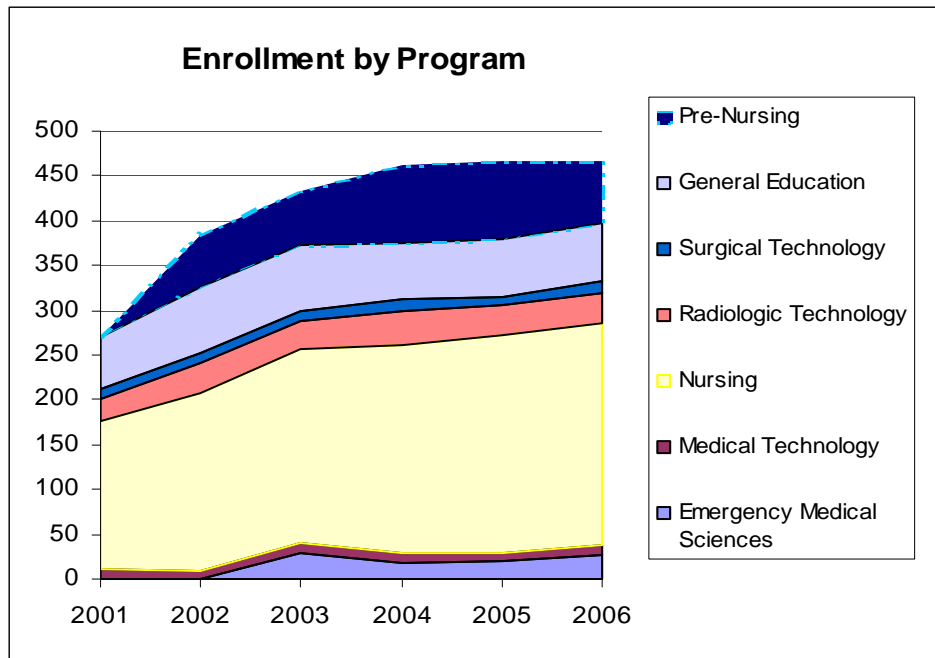
Expenditure and Resource Highlights

- ❖ Total revenue in 2006: \$6,743,201 (4.6% increase from 2005)
- ❖ Total expenditures in 2006: \$6,668,907 (10.28% increase from 2005)
- ❖ \$268,484 end-of-year balance in College Advancement Fund (23.53% increase from 2005)
- ❖ 548 users completed 1,426 sessions using the Area Health Education Center Digital Library (65% and 48% increases from 2005, respectively)

STUDENT INFORMATION

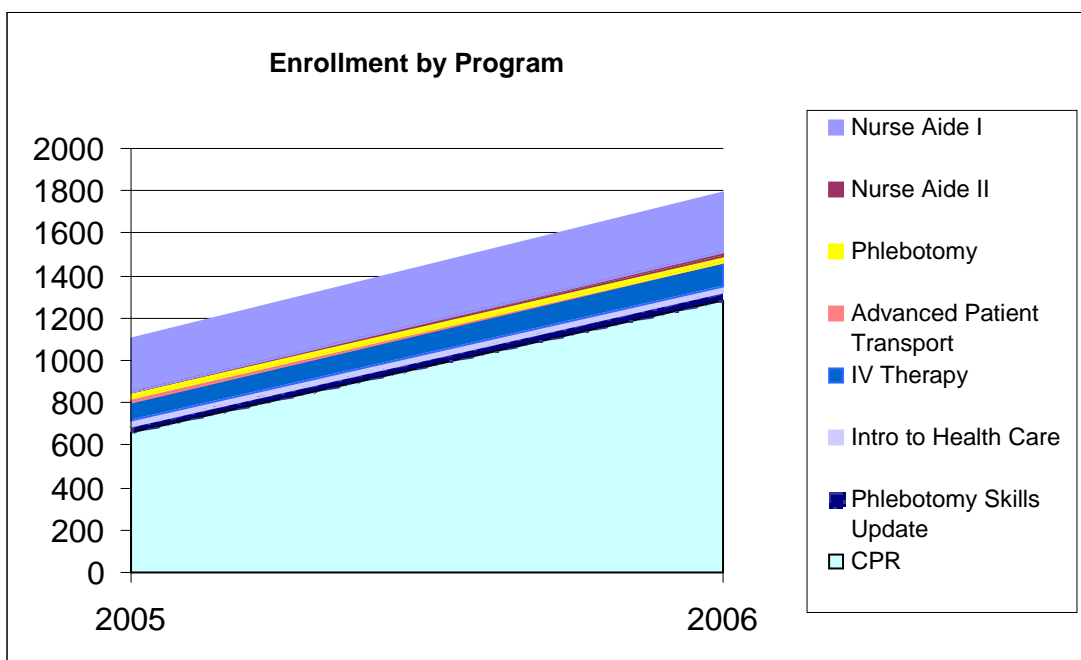
Trended Total College Enrollment by Program

<i>Source: Monthly Census Report</i>	2001	2002	2003	2004	2005	2006	'05-'06 % Change
Emergency Medical Sciences	0	0	28	18	19	26	36.84%
Medical Technology	12	10	12	11	11	11	0.00%
Nursing	165	197	217	232	243	249	2.47%
Radiologic Technology	24	34	32	39	33	34	3.03%
Surgical Technology	10	11	11	12	12	12	0.00%
General Education	60	75	73	64	65	65	0.00%
Pre-Nursing	0	56	60	85	86	70	-18.60%
College Summary	271	383	433	461	466	467	0.21%



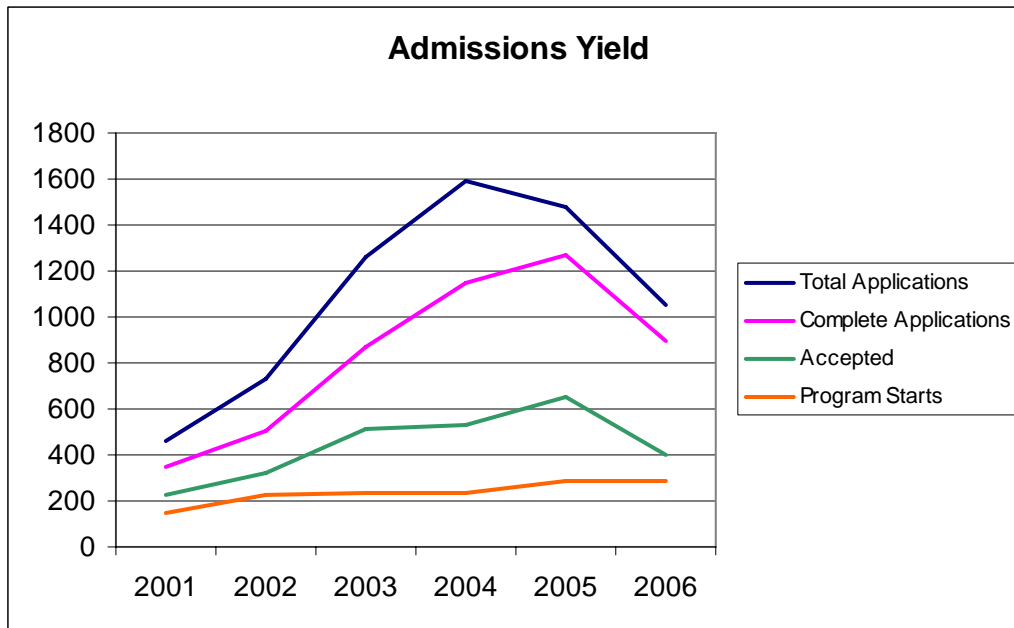
Trended Total Continuing Education Completers by Program

<i>Source: Lifelong Learning/ CE Record</i>	2005	2006	'05-'06 % Change
Nurse Aide I	253	288	13.83%
Nurse Aide II	--	17	--
Phlebotomy	26	25	-3.85%
Advanced Patient Transport	22	0	-100.00%
IV Therapy	88	114	29.55%
Introduction to Health Care	27	28	3.70%
Phlebotomy Skills Update	27	40	48.15%
CPR	659	1284	94.84%
College Summary	1102	1796	62.98%



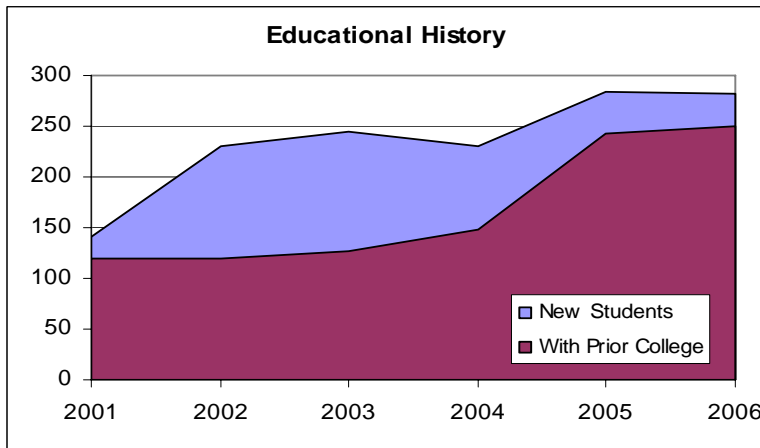
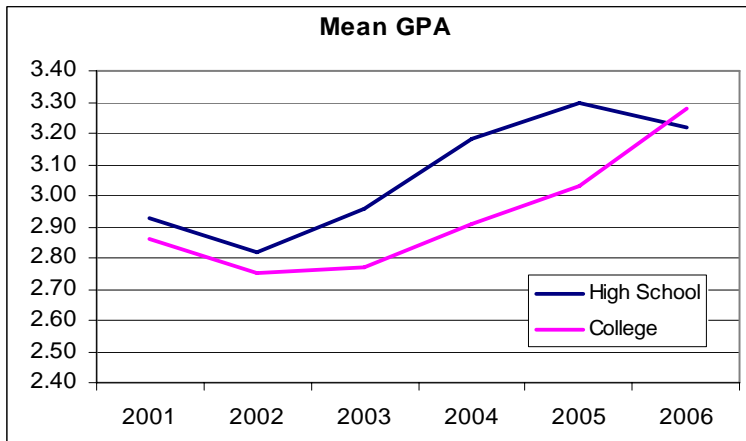
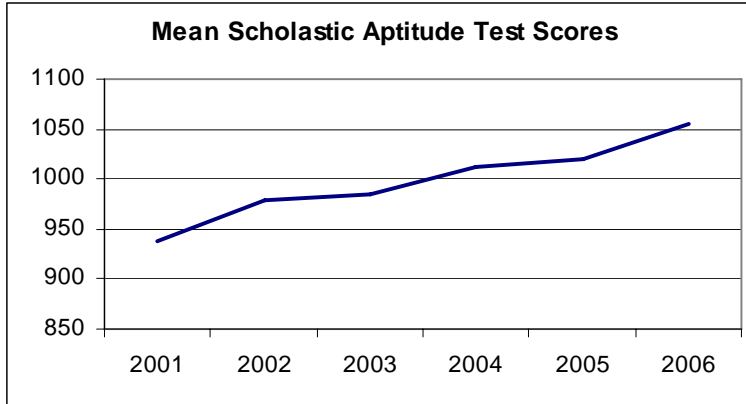
Trended Admissions Yield

<i>Source: Student Demographic Report</i>	2001	2002	2003	2004	2005	2006	'05-'06 % Change
Applications	461	728	1262	1588	1474	1048	-28.90%
Complete Applications	352	501	871	1144	1269	895	-29.47%
Accepted	228	326	510	527	655	398	-39.24%
Program Starts	149	230	235	231	284	283	-0.35%



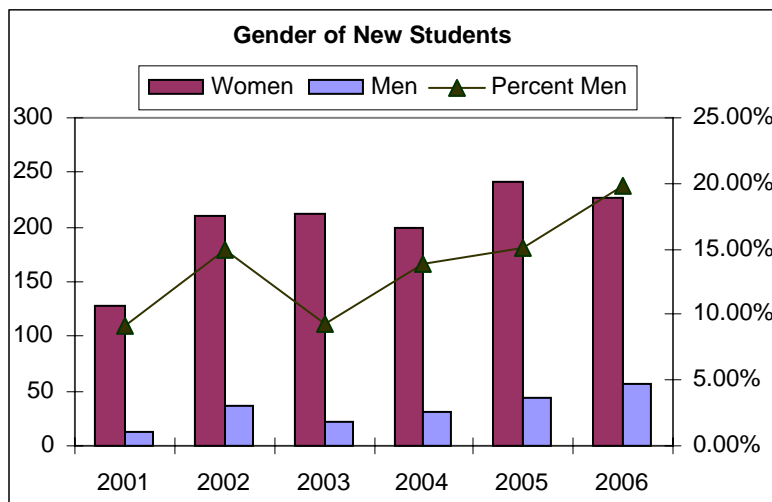
Trended New Student Profile

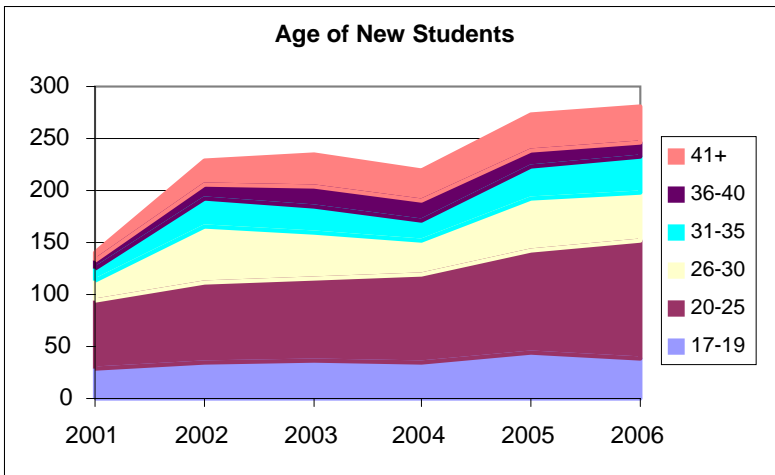
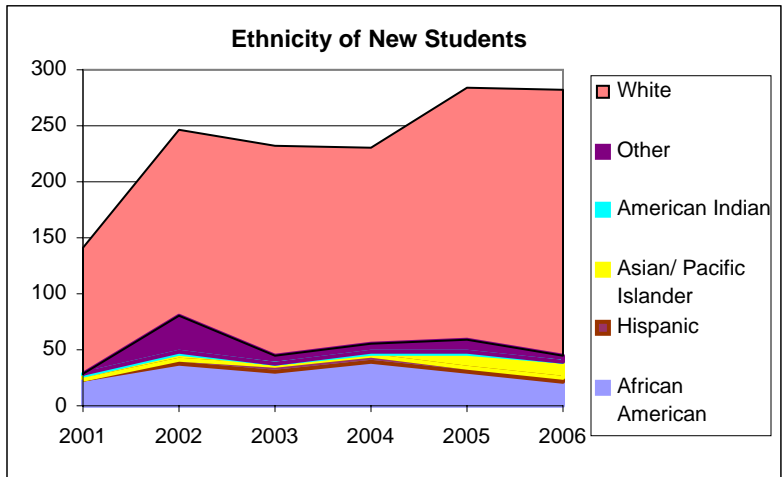
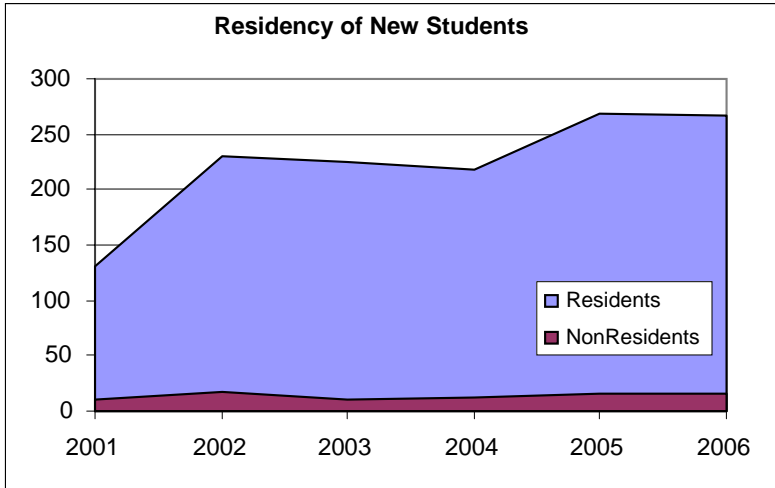
<i>Source: Student Demographic Report</i>	2001	2002	2003	2004	2005	2006	'05-'06 % Change
New Students	141	230	245	231	284	283	-0.35%
Mean SAT Scores	938	978	984	1012	1020	1055	3.43%
Mean High School GPA	2.93	2.82	2.96	3.18	3.30	3.22	-2.42%
Mean College GPA	2.86	2.75	2.77	2.91	3.03	3.28	8.25%
Prior College	119	120	126	148	243	250	2.88%



Trended New Student Demographics

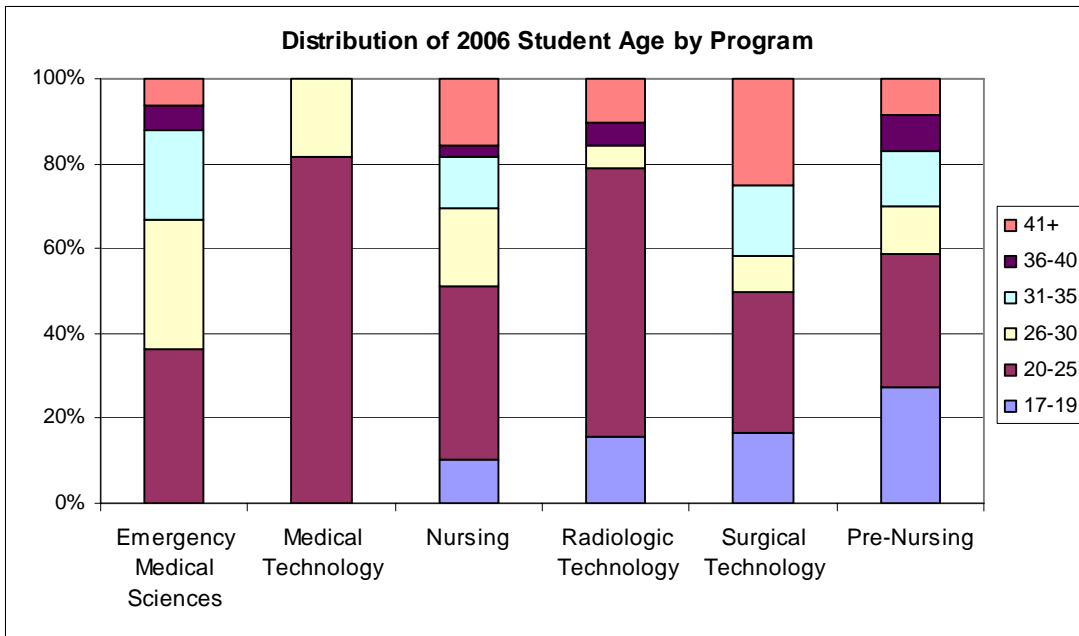
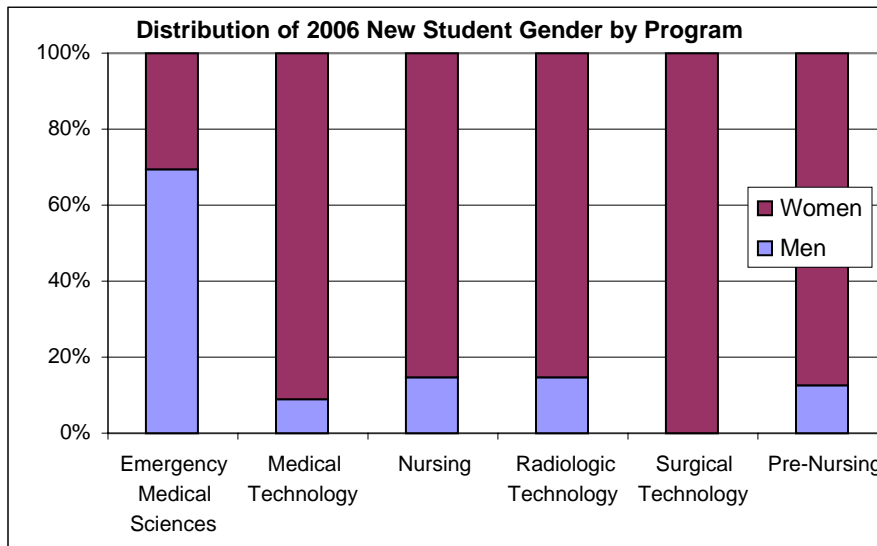
<i>Source: Student Demographic Report</i>	2001	2002	2003	2004	2005	2006	'05-'06 % Change
Men	13	37	22	32	43	56	30.23%
Women	128	210	213	199	241	227	-5.81%
% Men	9.22%	14.98%	9.36%	13.85%	15.14%	19.79%	
NC Resident	131	230	225	218	269	267	-0.74%
Nonresident	10	17	10	13	15	16	6.67%
Minority	28	80	45	55	59	45	-23.73%
Nonminority	113	167	188	176	225	238	5.78%
White	113	167	188	176	225	238	5.78%
African American	23	38	31	40	31	22	-29.03%
Hispanic	0	3	5	4	3	3	0.00%
Asian/Pacific Islander	3	5	1	3	13	14	7.69%
American Indian	2	3	1	1	1	0	-100.00%
Other	0	31	7	7	11	6	-45.45%
17-19	28	35	36	35	45	38	-15.56%
20-25	67	76	80	84	98	114	16.33%
26-30	18	54	43	33	50	47	-6.00%
31-35	12	28	25	19	31	34	9.68%
36-40	7	13	19	20	14	13	-7.14%
41+	9	22	31	28	36	34	-5.56%
Mean	26.1	28	28	28	28	27	-3.57%





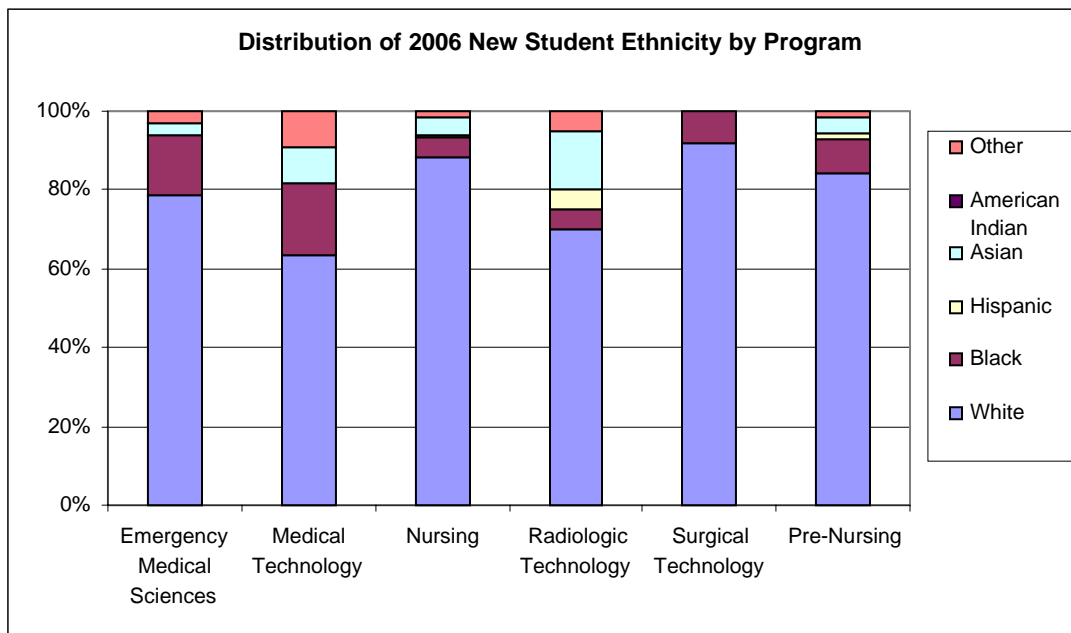
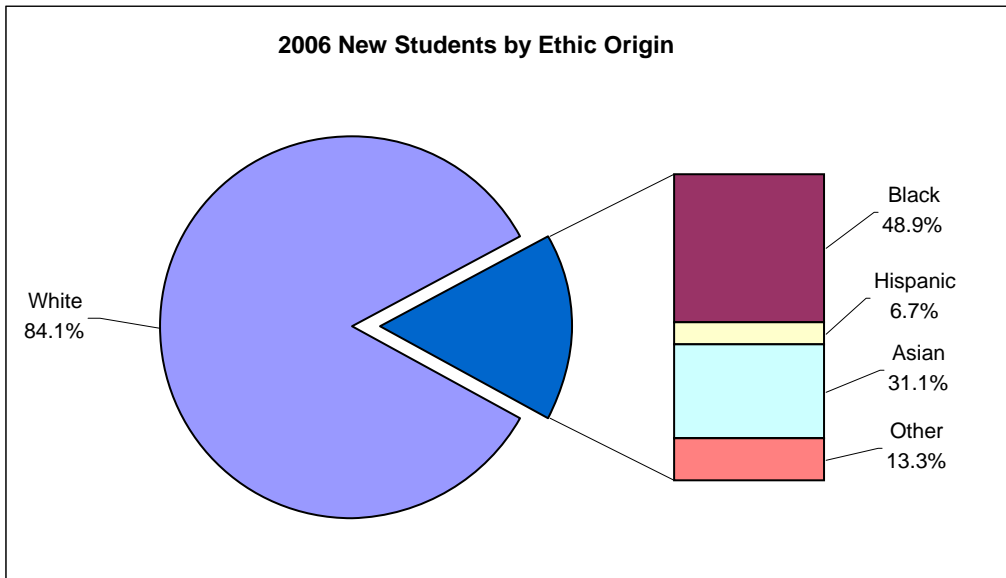
2006 New Student Gender and Age by Program

Source: Student Demographic Report	Men	Women	% Men	17-19	20-25	26-30	31-35	36-40	41+	Average
Emergency Medical Sciences	23	10	69.70%	0	12	10	7	2	2	28
Medical Technology	1	10	9.09%	0	9	2	0	0	0	25
Nursing	20	117	14.60%	14	55	25	16	4	21	29
Radiologic Technology	3	17	15.00%	3	12	1	0	1	2	25
Surgical Technology	0	12	0.00%	2	4	1	2	0	3	30
Pre-Nursing	9	61	12.86%	19	22	8	9	6	6	27
College Summary	56	227	19.79%	38	114	47	34	13	34	27



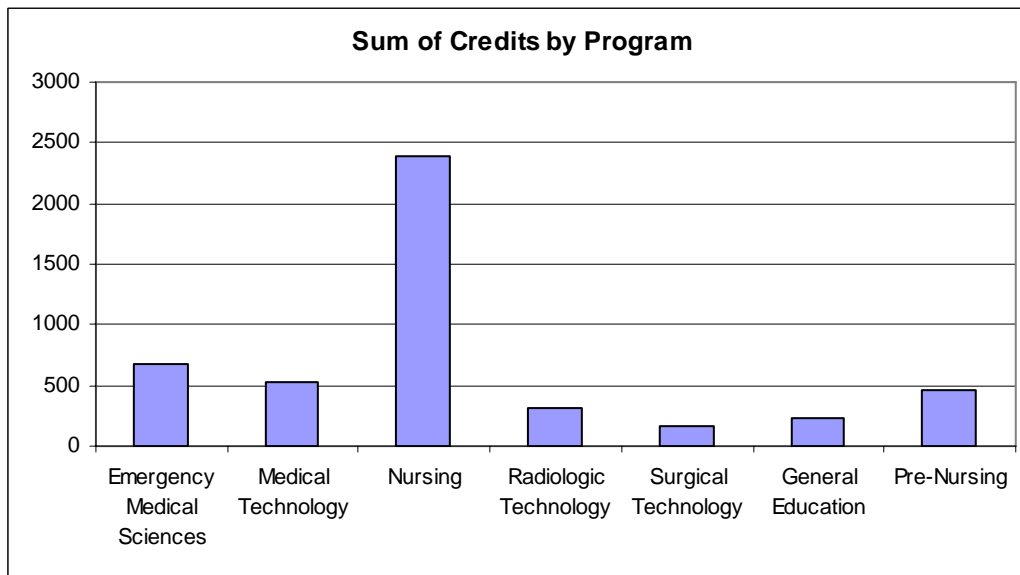
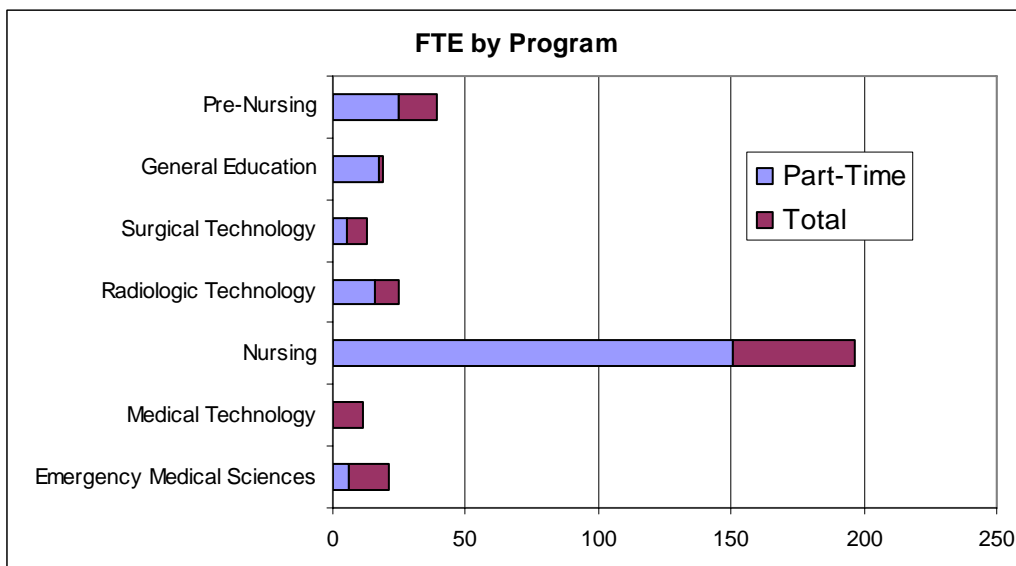
2006 New Student Ethnicity by Program

<i>Source: Student Demographic Report</i>	White	Black	Hispanic	Asian	American Indian	Other	Total
Emergency Medical Sciences	26	5	0	1	0	1	33
Medical Technology	7	2	0	1	0	1	11
Nursing	121	7	1	6	0	2	137
Radiologic Technology	14	1	1	3	0	1	20
Surgical Technology	11	1	0	0	0	0	12
Pre-Nursing	59	6	1	3	0	1	70
College Summary	238	22	3	14	0	6	283



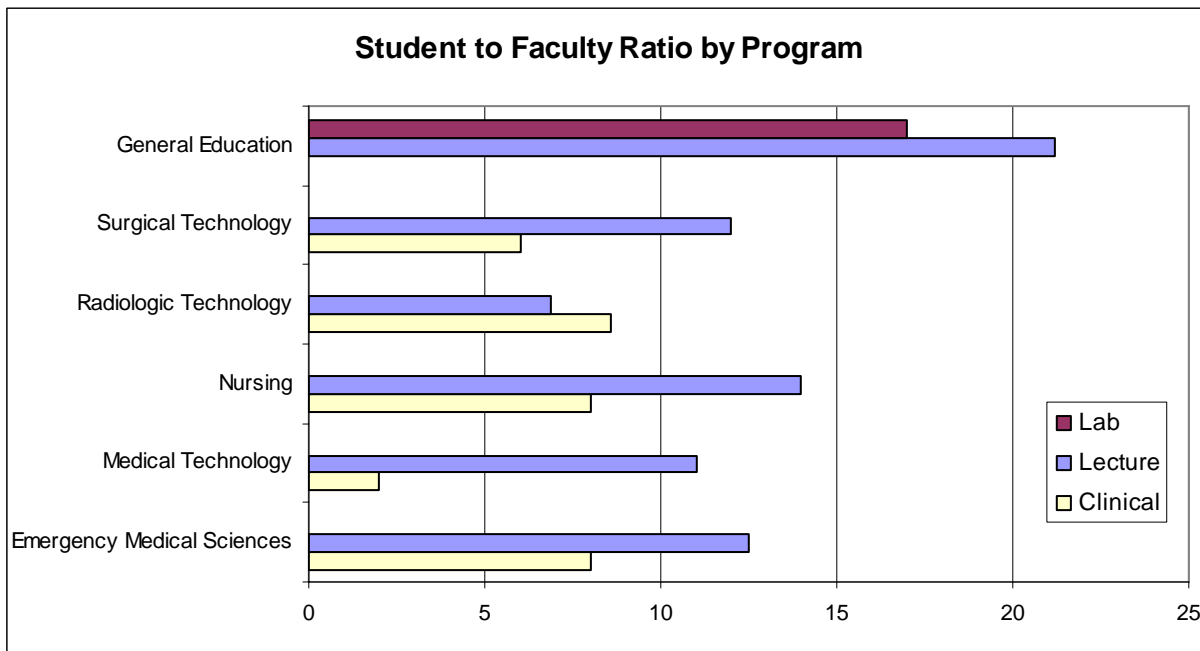
FTE Report by Program, as of Fall 2006

<i>Source: FTE Report</i>	Sum of Credits	Courses	PT Students	FTE PT	FT Students	Headcount	FTE Total
Emergency Medical Sciences	682	265	11	5.83	15	26	18.33
Medical Technology	528	66	0	0.00	11	11	11.00
Nursing	2389	559	222	150.25	46	268	196.25
Radiologic Technology	305	82	24	16.08	9	33	25.08
Surgical Technology	170	28	6	5.58	6	12	12.58
General Education	223	101	52	17.58	1	53	18.58
Pre-Nursing	467	204	45	24.92	14	59	38.92



Average Student:Faculty Ratio by Program

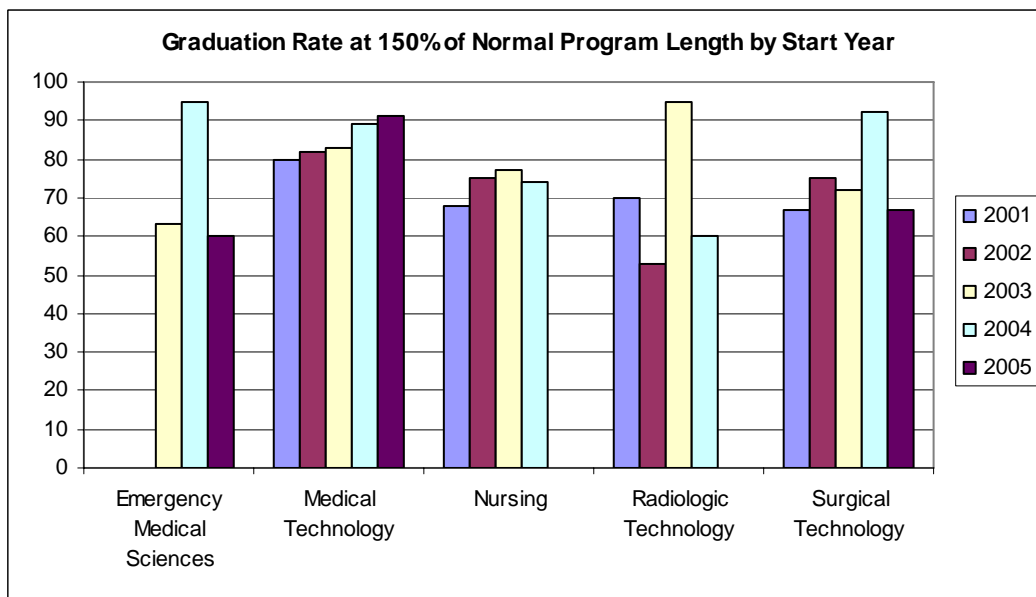
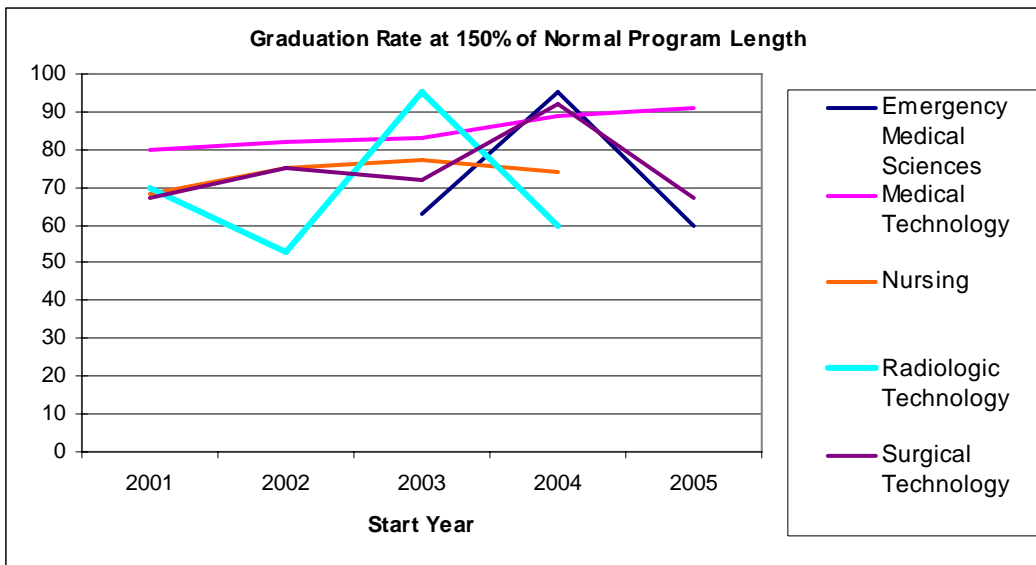
<i>Source: Master Course Lists</i>	Clinical Ratio	Lecture Ratio	Lab Ratio
Emergency Medical Sciences	8	12.5	--
Medical Technology	2	11	--
Nursing	8	14	--
Radiologic Technology	8.6	6.9	--
Surgical Technology	6	12	--
General Education	--	21.2	17



Trended 150% Graduation Rates by Program

Source: Graduation Rate Data

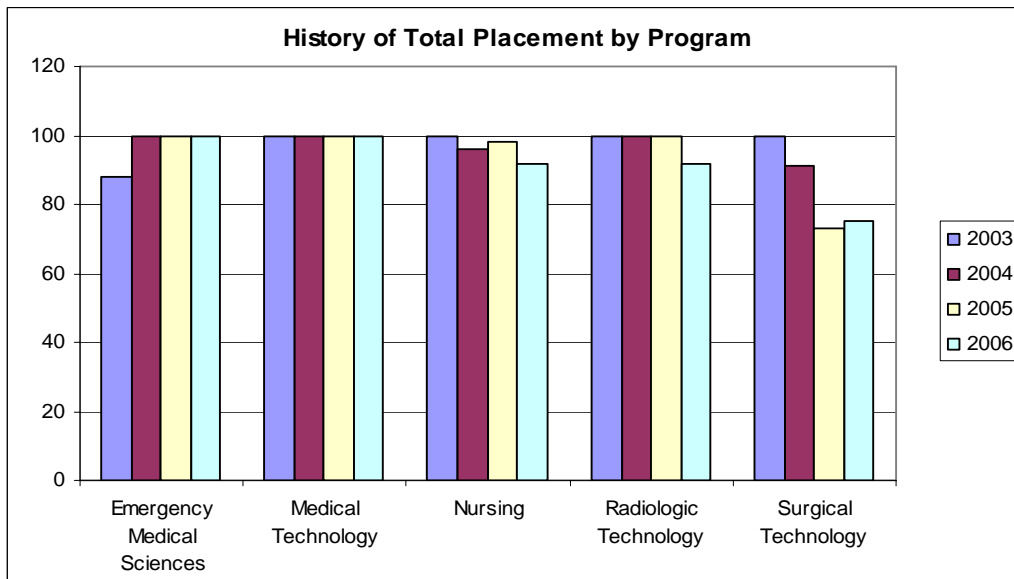
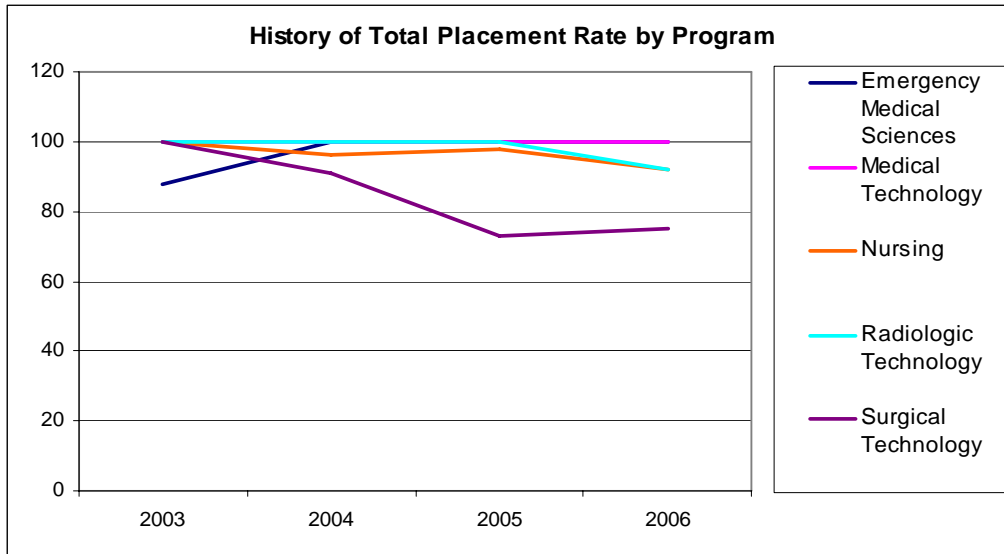
Rates calculated on 150% of Program Length by Starting Cohort	2001	2002	2003	2004	2005	% Change from previous cohort
Emergency Medical Sciences			63	95	60	-36.84%
Medical Technology	80	82	83	89	91	2.25%
Nursing	68	75	77	74		-3.90%
Radiologic Technology	70	53	95	60		-36.84%
Surgical Technology	67	75	72	92	67	-27.17%
College Summary	71	71	78	82	73	-11.38%

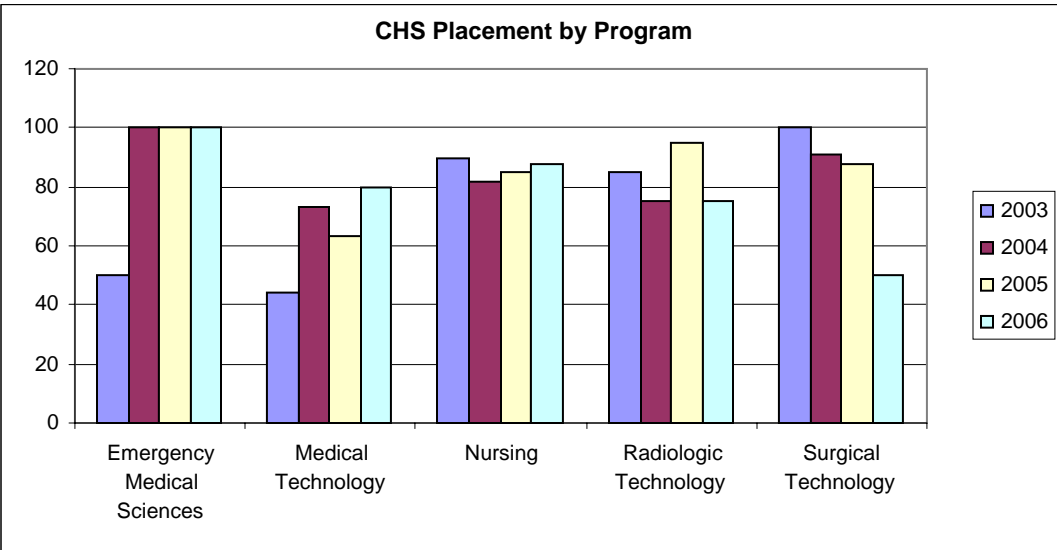
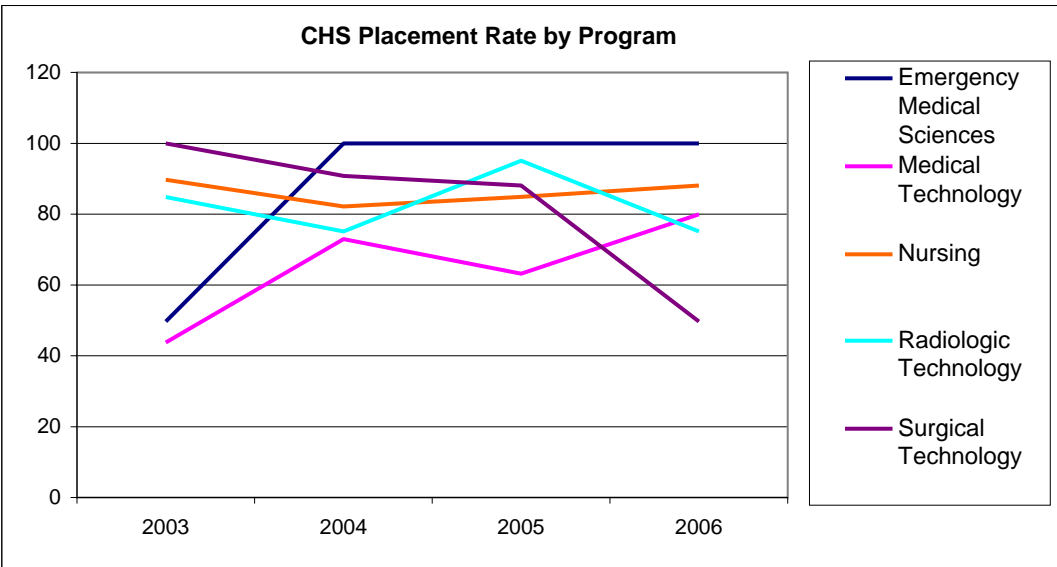
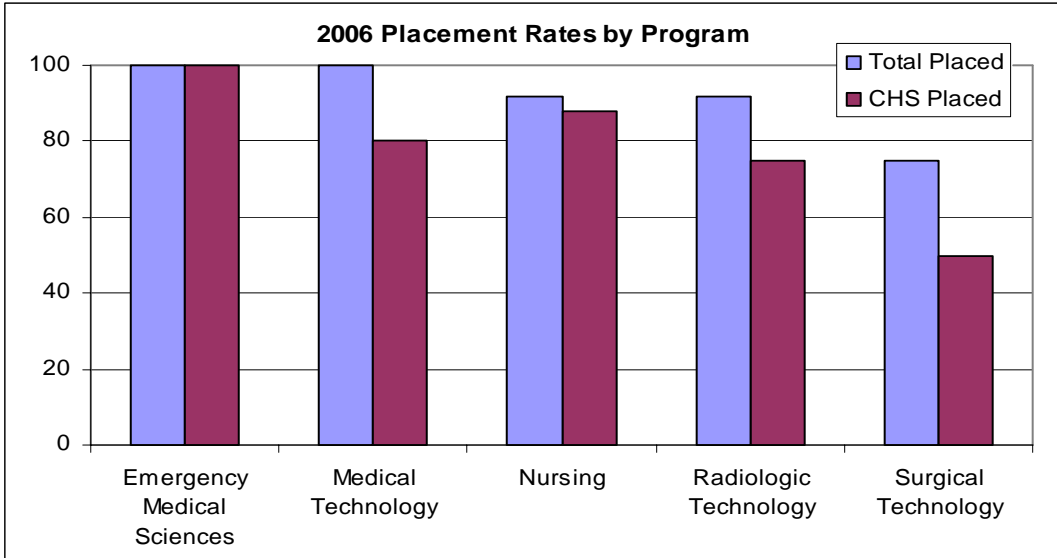


Trended Placement Rates by Program

Source: Placement Lists

Year of Graduation	2003	2004	2005	2006	05-'06 % Change	Within Carolinas HealthCare System				05-'06 % Change
	Total					2003	2004	2005	2006	
Emergency Medical Sciences	88	100	100	100	0.00%	50	100	100	100	0.00%
Medical Technology	100	100	100	100	0.00%	44	73	63	80	26.98%
Nursing	100	96	98	92	-6.12%	90	82	85	88	3.53%
Radiologic Technology	100	100	100	92	-8.00%	85	75	95	75	-21.05%
Surgical Technology	100	91	73	75	2.74%	100	91	88	50	-43.18%
College Summary	98	97	97	92	-2.55%	74	84	86	78.6	-8.82%

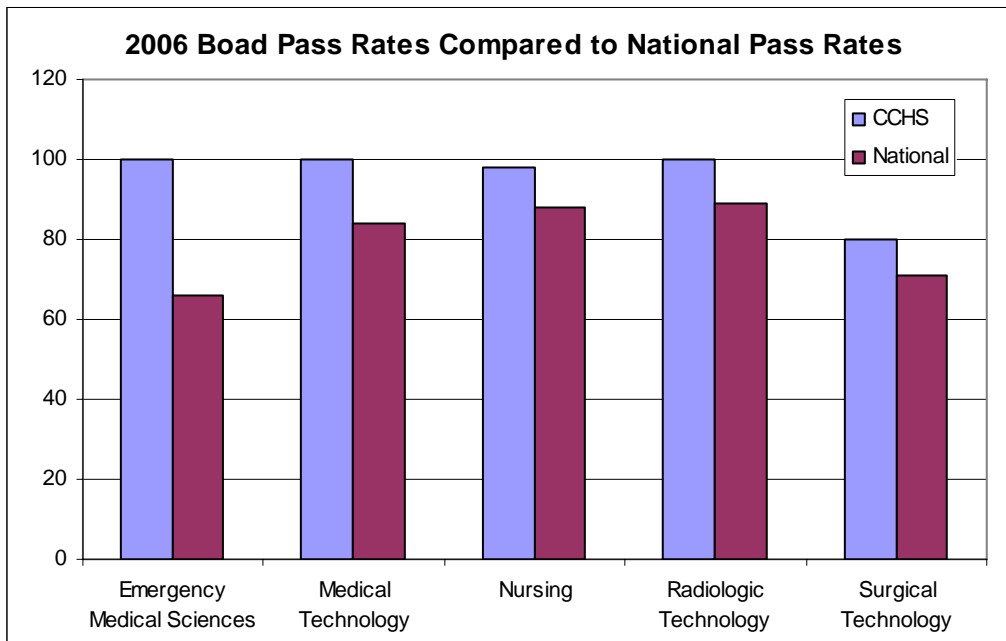


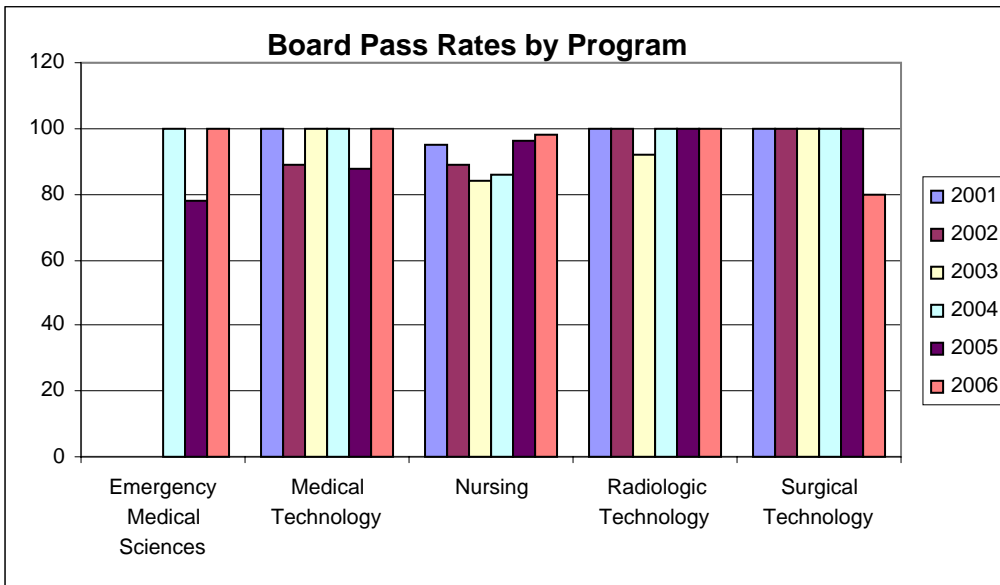
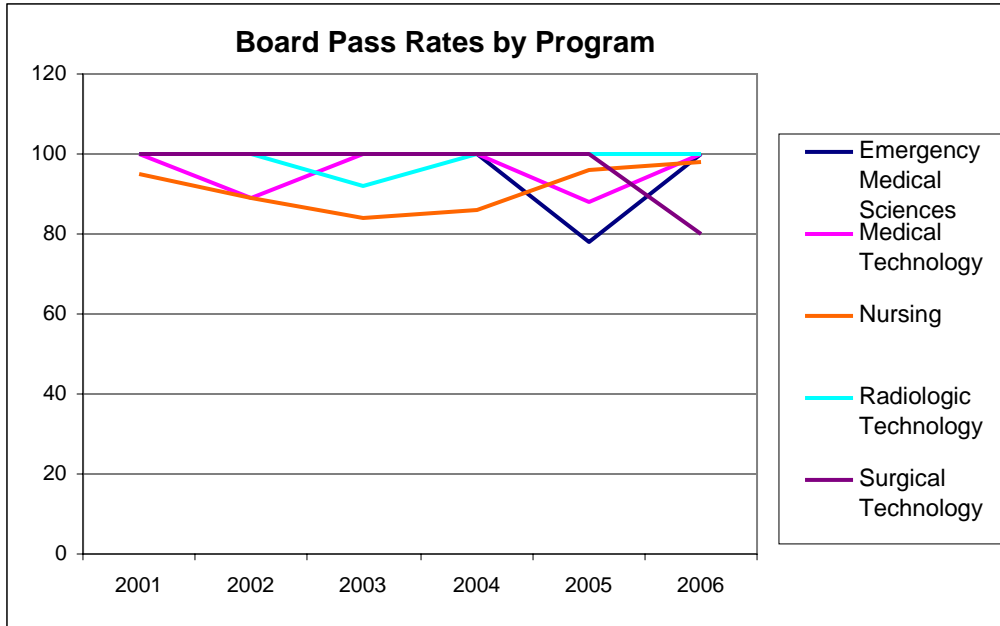


Trended Pass Rates by Program*

<i>Source: Board Results</i>	2001	2002	2003	2004	2005	2006	2006 National	'05-'06 % Change
Emergency Medical Sciences				100	78	100	66	28.21%
Medical Technology	100	89	100	100	88	100	84	13.64%
Nursing	95	89	84	86	96	98	88	2.08%
Radiologic Technology	100	100	92	100	100	100	89	0.00%
Surgical Technology	100	100	100	100	100	80	71	-20.00%
College Summary	98.75	94.5	94	97.2	92.4	95.6		

* Calculation of pass rates include all individuals who took exams, regardless of the year of graduation



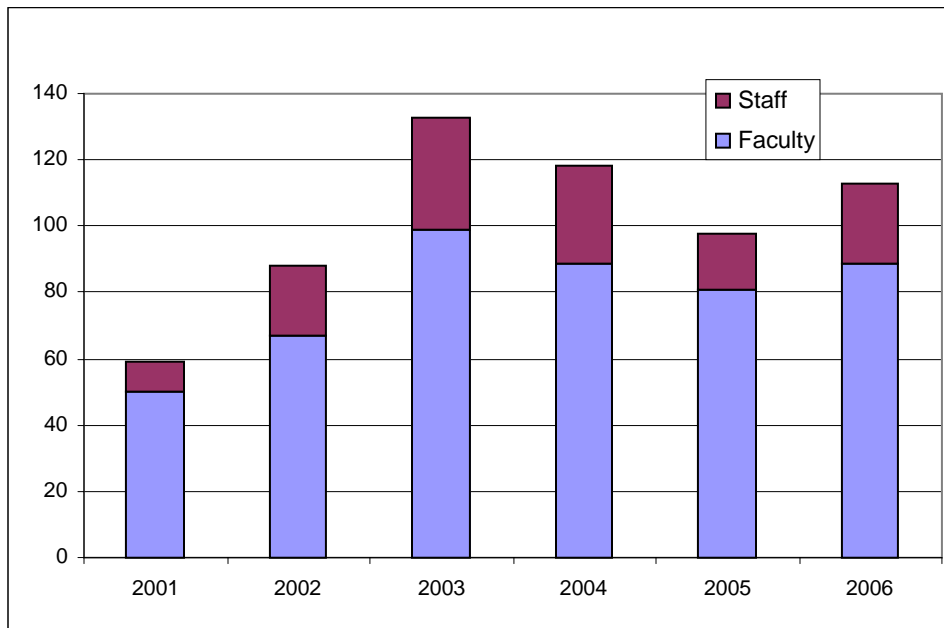


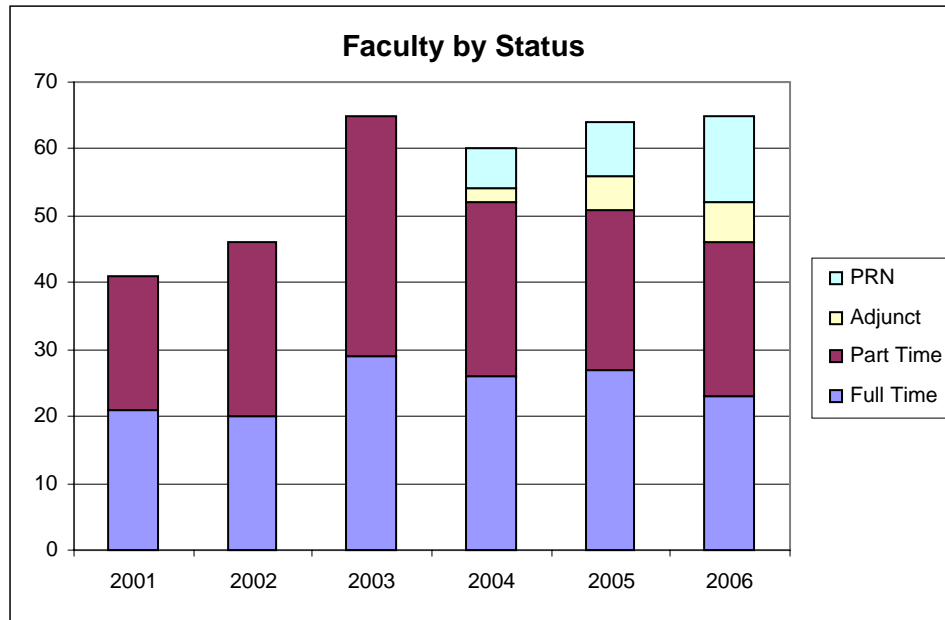
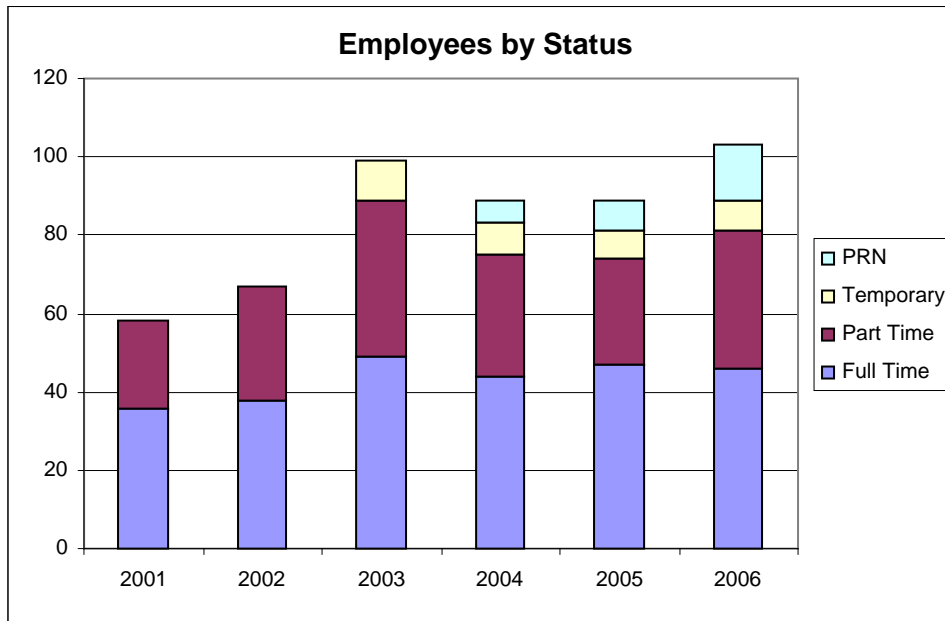
EMPLOYEE INFORMATION

Trend of Employee Totals

<i>Source: FTE Personnel Reports</i>	2001*	2002*	2003*	2004	2005	2006	'05-'06 % Change
Total FTE	45.2	56.19	67.6	63.79	63.97	65.07	1.72%
Total full-time employees (FTE = 1.0)	36	38	49	44	47	46	-2.13%
Total part-time employees	22	29	40	31	27	35	29.63%
Total Federal Work Study			10	8	7	8	14.29%
Total PRN employees				6	8	14	75.00%
Total Head Count	50	67	99	89	81	89	9.88%
Total full-time faculty (FTE = 1.0)	21	20	29	26	27	23	-14.81%
Total part-time faculty	20	26	36	26	24	23	-4.17%
Total adjunct faculty				2	5	6	20.00%
Total PRN faculty				6	8	13	62.50%
Total Faculty Head Count	41	46	65	60	64	65	1.56%
Total Staff Head Count	9	21	34	29	17	24	41.18%

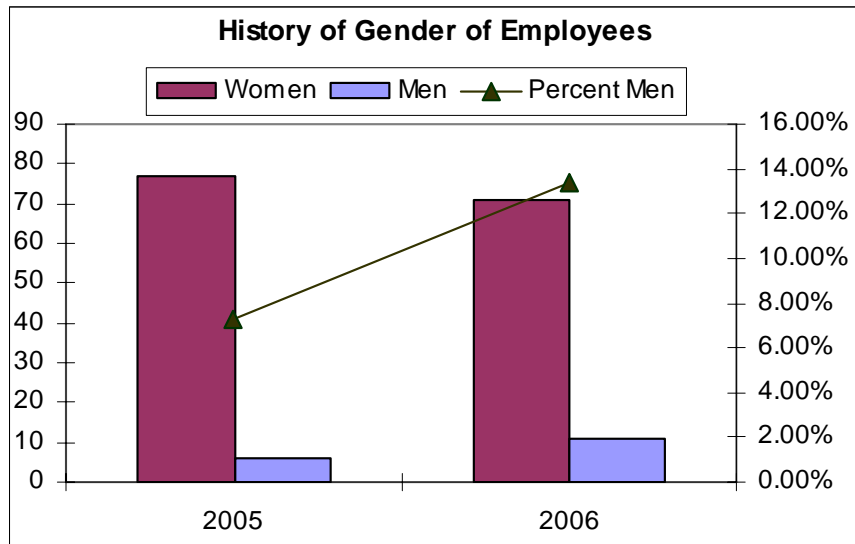
* Data collection methods changed after 2003





Recent Trends in Employee Demographics

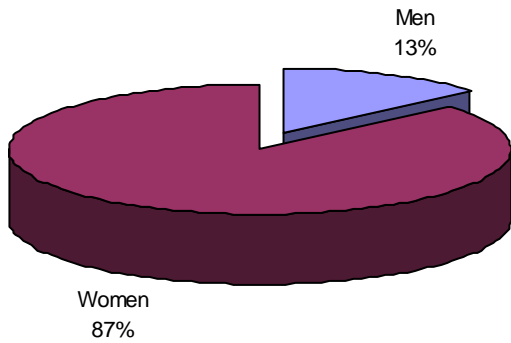
<i>Source: FTE Personnel Report</i>	2005	2006	% Change
Men	6	11	83.33%
Women	77	71	-7.79%
% Men	7.23%	13.41%	
<hr/>			
Minority	11	9	-18.18%
Nonminority	72	73	1.39%
<hr/>			
White	72	73	1.39%
African American	8	6	-25.00%
Hispanic	0	0	0.00%
Asian/Pacific Islander	3	3	0.00%
American Indian	0	0	0.00%
Other	0	0	0.00%



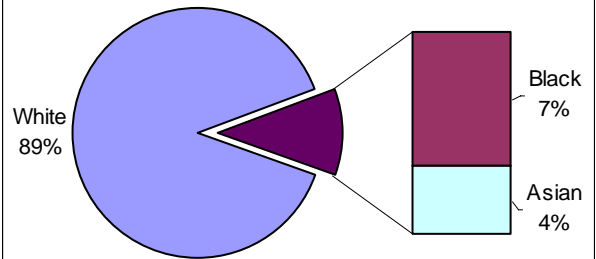
2006 Employee Gender and Ethnicity by Program

<i>Source: FTE Personnel Report</i>	Men	Women	% Men	White	Black	Hispanic	Asian	American Indian	Other
Administration									
Administrative	0	1	0.00%	1	0	0	0	0	0
Professional/Support	0	3	0.00%	1	0	0	2	0	0
Allied Health									
Administrative	0	1	0.00%	1	0	0	0	0	0
Professional/Support	0	2	0.00%	1	1	0	0	0	0
Business and Finance Office									
Administrative	0	1	0.00%	1	0	0	0	0	0
Professional/Support	1	4	20.00%	4	1	0	0	0	0
Community Training Center									
Professional/Support	0	1	0.00%	1	0	0	0	0	0
Emergency Medical Sciences									
Administrative	1	0	100.00%	1	0	0	0	0	0
Faculty	3	0	100.00%	3	0	0	0	0	0
General Education									
Administrative	0	1	0.00%	1	0	0	0	0	0
Faculty	4	7	36.36%	11	0	0	0	0	0
Medical Technology									
Administrative	0	1	0.00%	1	0	0	0	0	0
Faculty	0	7	0.00%	7	0	0	0	0	0
Nursing									
Administrative	0	2	0.00%	2	0	0	0	0	0
Faculty	1	23	4.17%	22	2	0	0	0	0
Professional/Support	0	2	0.00%	1	1	0	0	0	0
Radiologic Technology									
Faculty	0	4	0.00%	4	0	0	0	0	0
Student Services									
Administrative	1	0	100.00%	1	0	0	0	0	0
Professional/Support	0	7	0.00%	5	1	0	1	0	0
Surgical Technology									
Faculty	0	4	0.00%	4	0	0	0	0	0
College Summary	11	71	13.41%	73	6	0	3	0	0

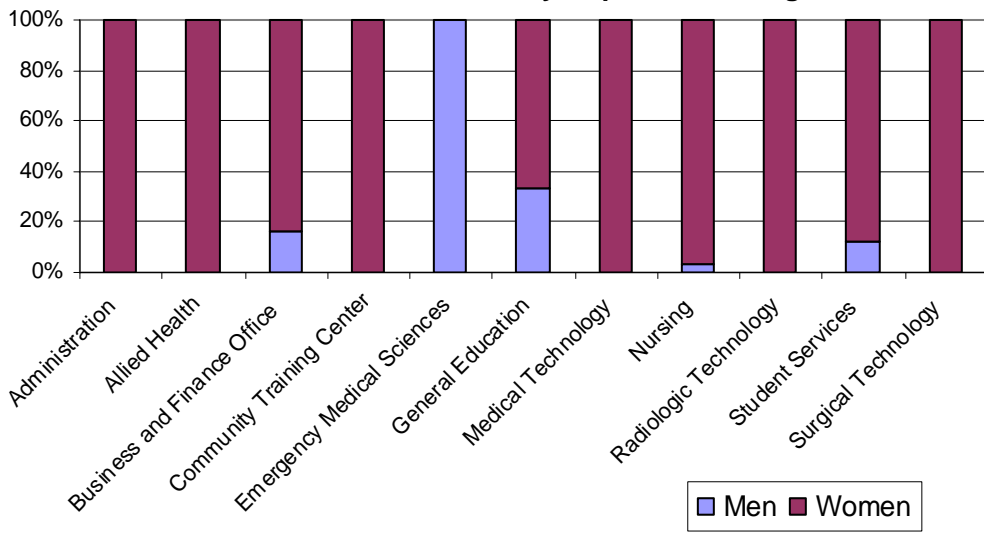
2006 Personnel by Gender



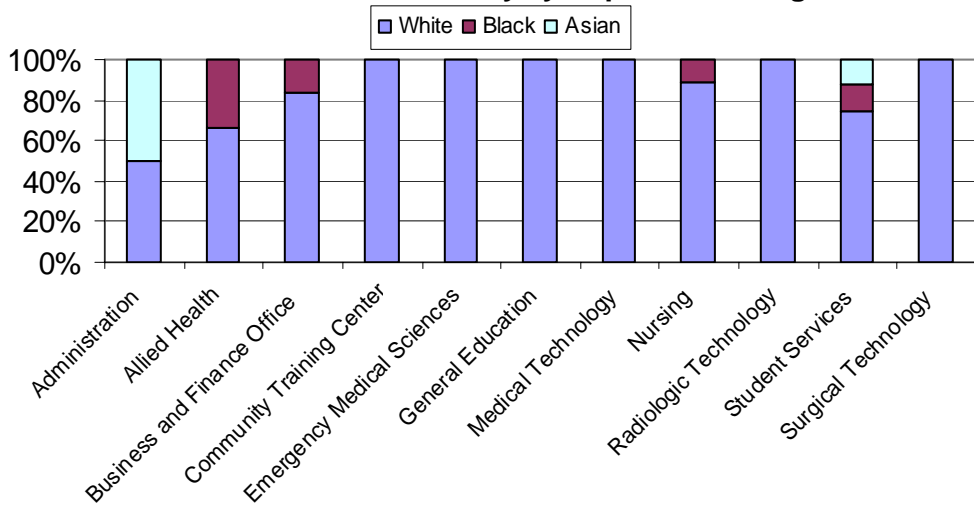
2006 Personnel by Ethnic Origin



2006 Distribution of Gender by Department/Program

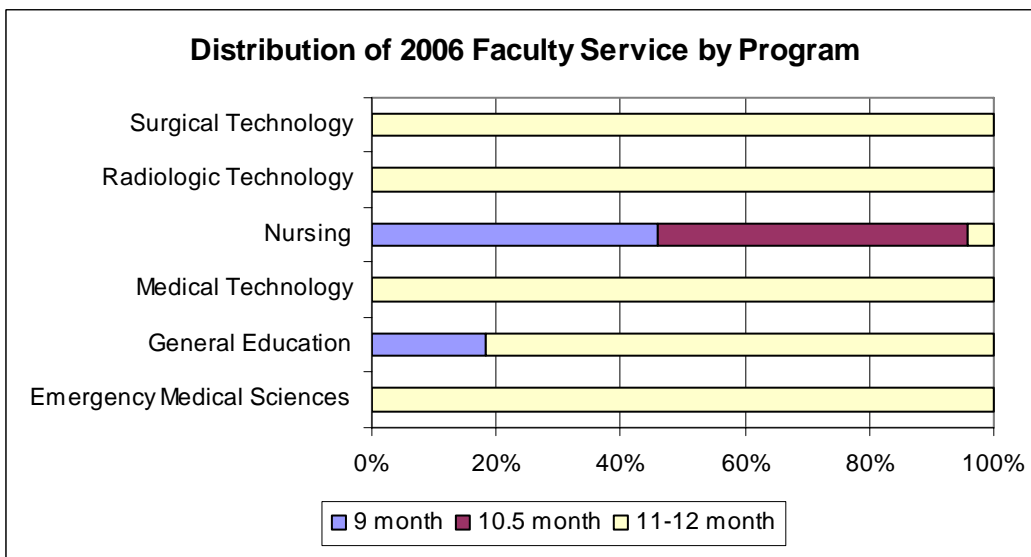
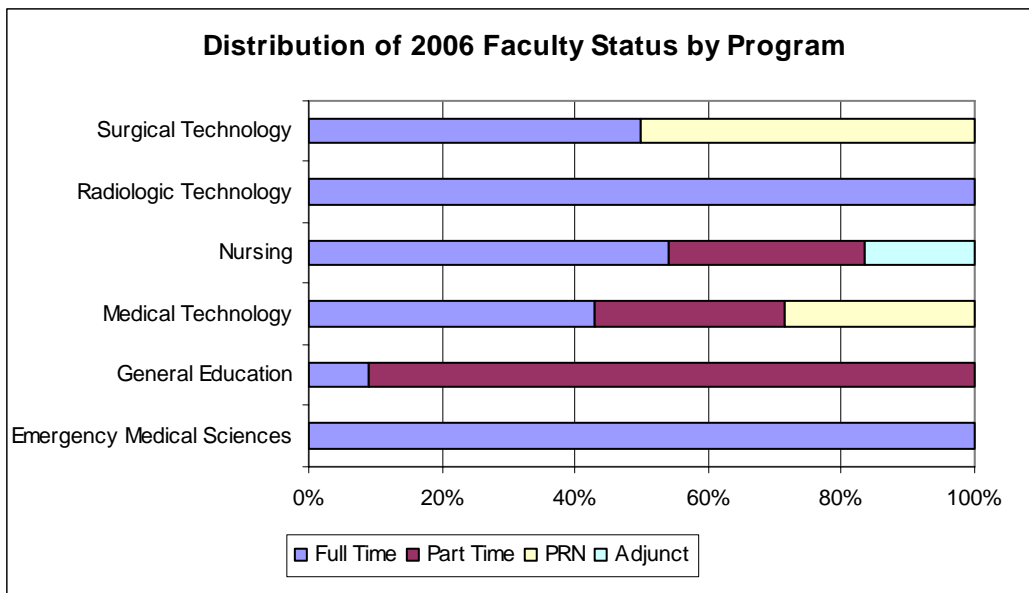


2006 Distribution of Ethnicity by Department/Program



2006 Faculty Status and Service by Program

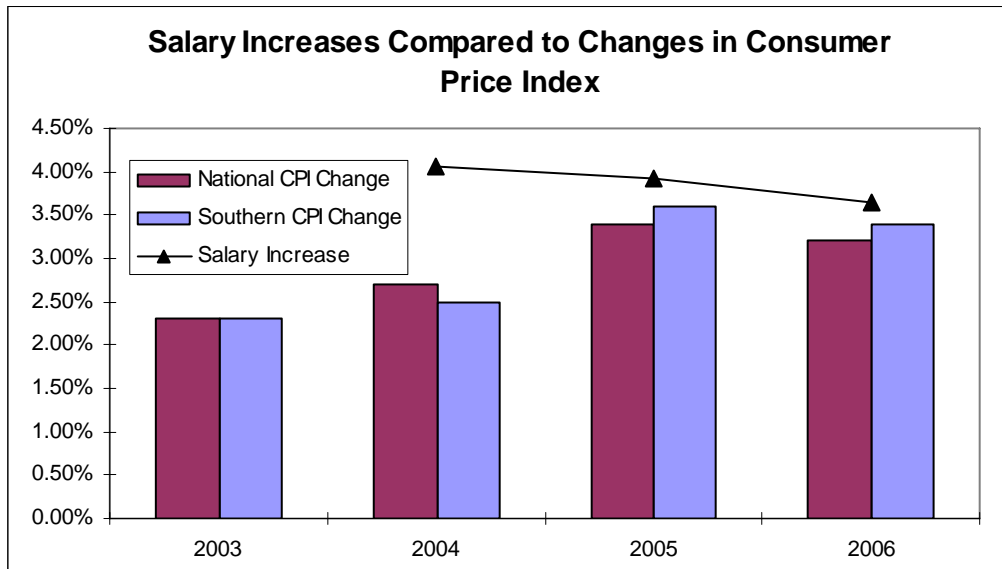
<i>Source: FTE Personnel Report</i>	Full Time	Part Time	PRN	Adjunct	Headcount	FTE	9 month	10.5 month	11-12 month
Emergency Medical Sciences	3	0	0	0	3	0.00	0	0	3
General Education	1	10	0	0	11	3.61	2	0	9
Medical Technology	3	2	2	0	7	4.75	0	0	7
Nursing	13	7	0	4	24	19.25	11	12	1
Radiologic Technology	4	0	0	0	4	4.00	0	0	4
Surgical Technology	2	0	2	0	4	2.38	0	0	4
College Summary	26	19	4	4	53		11	12	28



Salary Increases Compared to Changes in Consumer Price Index

	2003	2004	2005	2006
Salary Increase		4.05%	3.92%	3.64%
National CPI Change*	2.30%	2.70%	3.40%	3.20%
South Region CPI Change*	2.30%	2.50%	3.60%	3.40%

* Bureau of Labor Statistics



***COST AND STUDENT FINANCIAL
RESOURCES***

Trended Tuition Rates and Fees

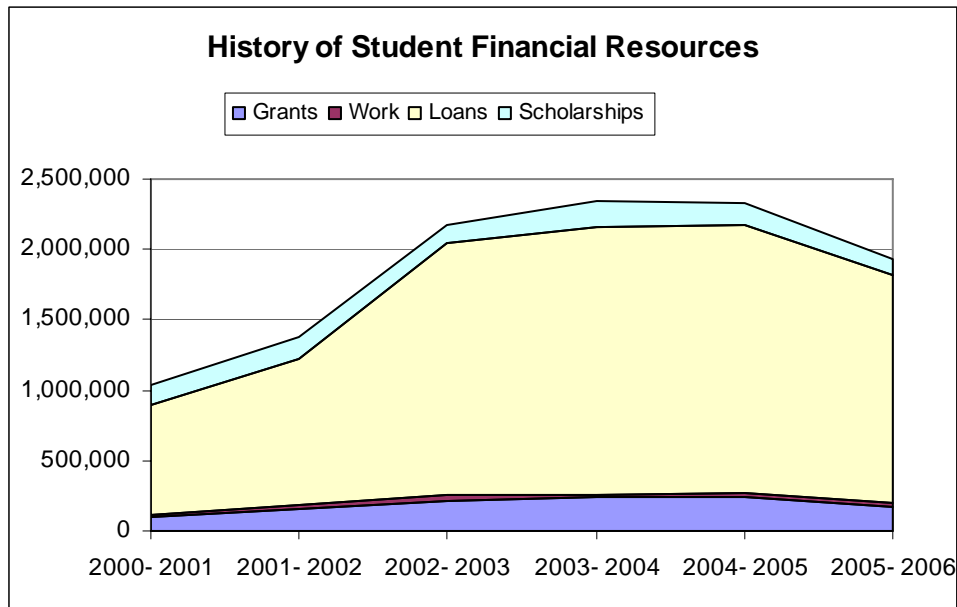
<i>Source: College Catalog</i>	2001	2002	2003	2004	2005	2006	'05-'06 % Change
Degree and Diploma Programs (per credit hour)	125.00	150.00	150.00	160.00	175.00	185.00	5.71%
Medical Technology	3,000.00	3,600.00	3,600.00	3,900.00	4,500.00	4,500.00	0.00%
Nurse Aide I	200.00	250.00	250.00	360.00	425.00	400.00	-5.88%
Nurse Aide II	--	--	--	--	--	600.00	
Nurse Aide Competency	100.00	100.00	100.00	100.00	150.00	--	
Phlebotomy	275.00	300.00	300.00	400.00	440.00	440.00	0.00%
Intro to Health Care	50.00	50.00	10.00	10.00	10.00	40.00	300.00%
Infusion Therapy	--	--	--	--	--	50.00	
Phlebotomy Skills Update	--	--	--	--	--	50.00	
EMS Diploma Program	--	--	--*	--*	--*	250.00*§	
Application Fee	35.00	35.00	35.00	35.00	50.00	50.00	0.00%
Activity Fee (per semester)	25.00	25.00	25.00	25.00	25.00	25.00	0.00%
General Education Laboratory Fee (per course)	20.00	20.00	20.00	20.00	20.00	20.00	0.00%
Technology Fee (per semester)	20.00	20.00	20.00	20.00	20.00	75.00	275.00%
Graduation Fee	50.00	50.00	50.00	50.00	50.00	50.00	0.00%
Background Check	--	--	--	--	40.00	40.00	0.00%

* Total does not include contract education provided to Mecklenburg EMS agency

§ Total does not include supplemental funds from Carolinas HealthCare Foundation

Trended Student Financial Resources

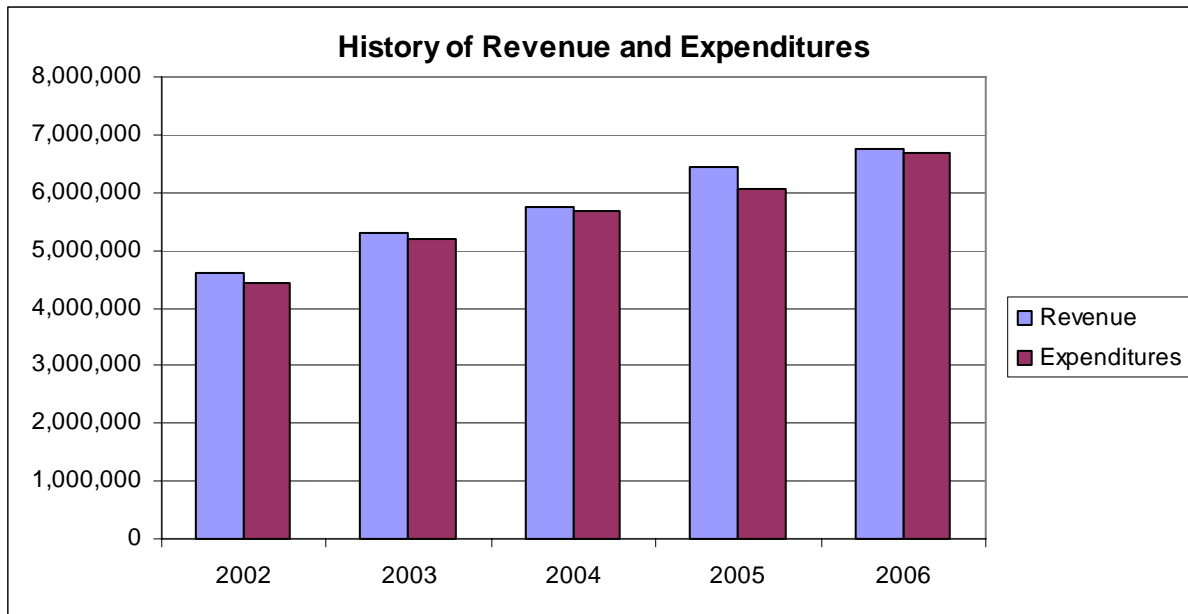
Source: Student Funding and Participation Report	2000-2001	2001-2002	2002-2003	2003-2004	2004-2005	2005-2006	'04-'05 - '05-'06 % Change
Federal Pell Grant	85,900	137,100	201,100	236,200	224,800	149,010	-33.71%
Federal Supplemental Opportunity Grant	12,000	22,800	16,000	8,200	16,900	19,350	14.50%
Federal Work Study	9,700	25,700	34,400	16,700	26,800	23,619	-11.87%
Federal Stafford and PLUS Loans	481,700	519,500	953,800	1,034,300	1,002,200	745,200	-25.64%
Carolinas HealthCare System Student Loans	308,900	519,300	837,000	865,300	903,400	883,120	-2.24%
Carolinas HealthCare Foundation Scholarships	86,700	96,600	94,500	87,700	95,100	83,970	-11.70%
Other (Outside Scholarships)	48,600	60,100	42,900	92,100	66,600	22,410	-66.35%
Total	1,033,500	1,381,100	2,179,700	2,340,500	2,335,800	1,926,679	-17.52%

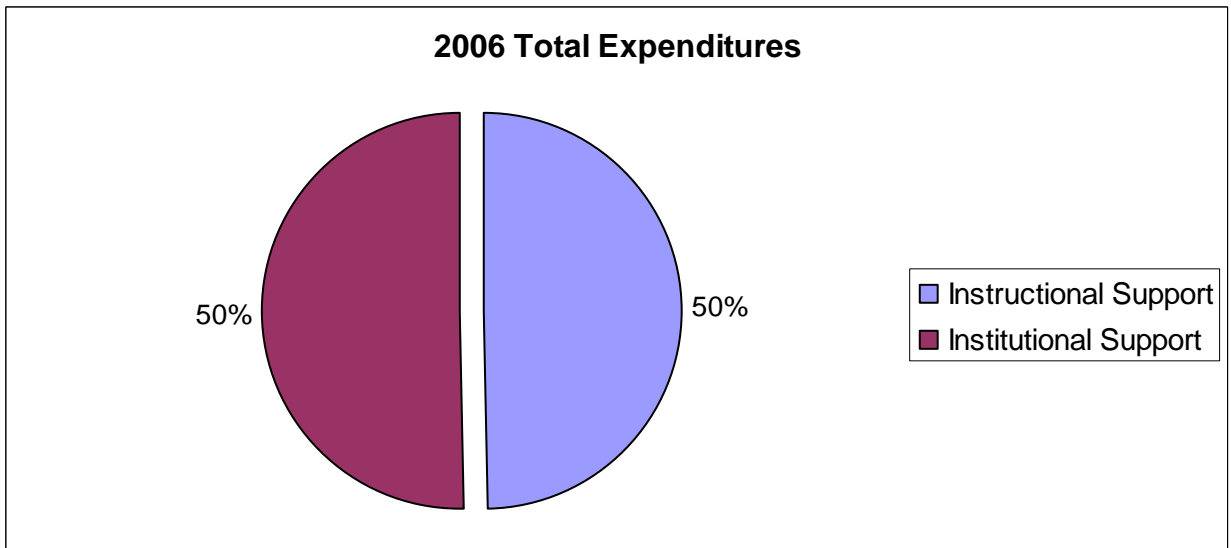
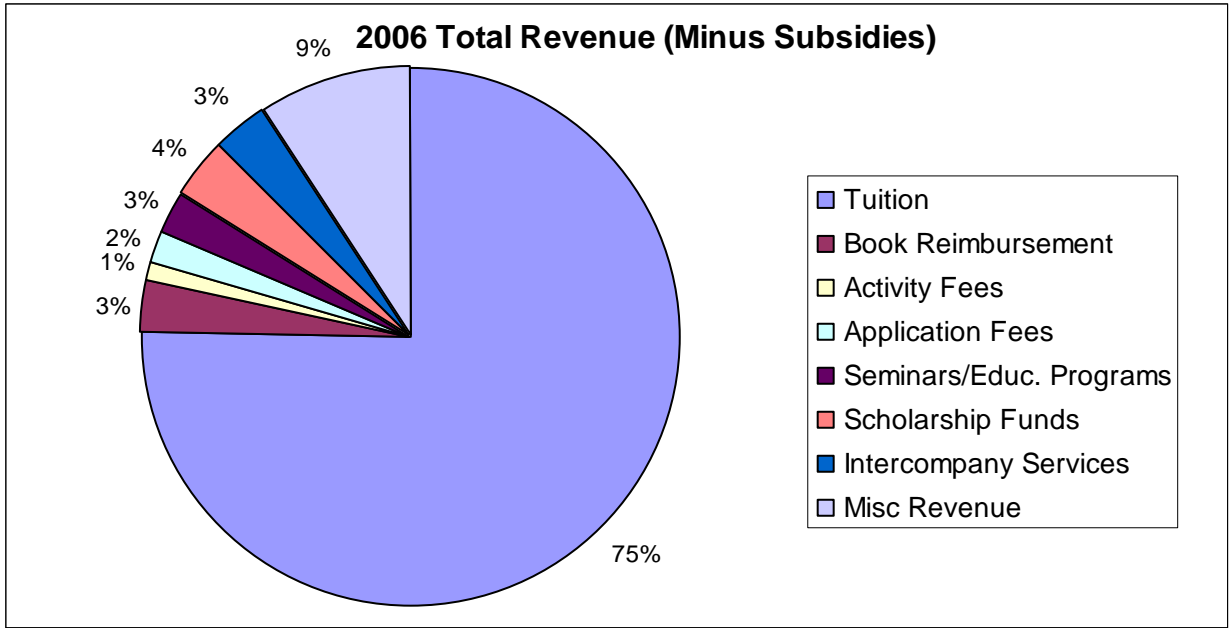


EXPENDITURES AND RESOURCES

Financial History

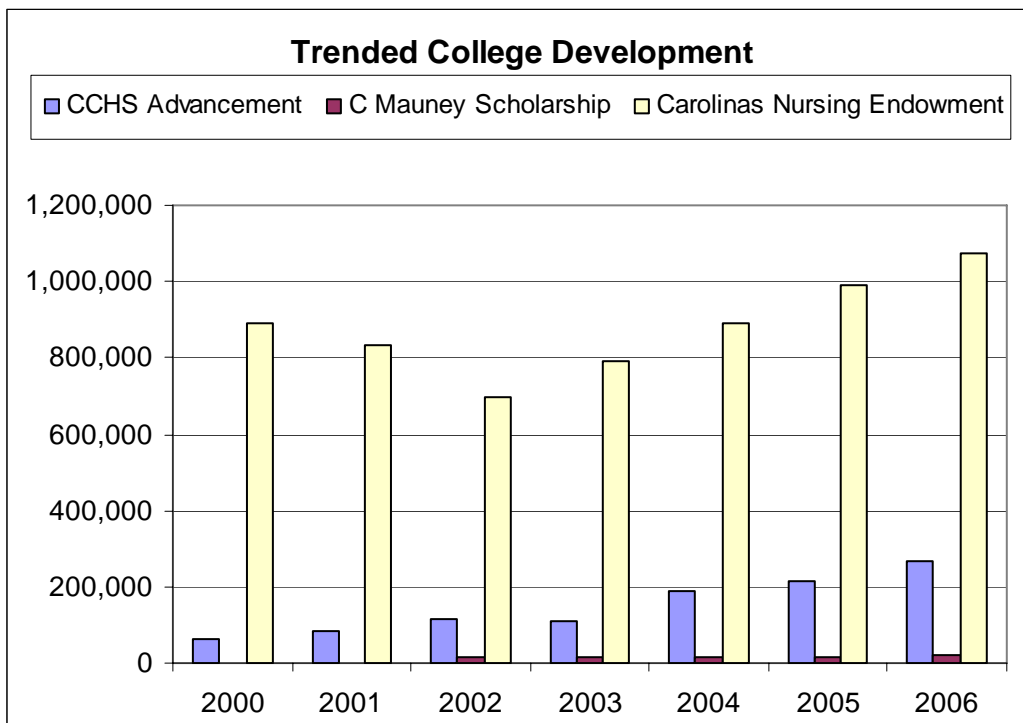
<i>Source: Financial Report</i>	2002	2003	2004	2005	2006	'05-'06 % Change
Operating Revenue						
Tuition			1,701,596	1,622,308	1,799,275	10.91%
Book Reimbursement			252,839	212,806	78,110	-63.30%
Activity Fees			19,800	26,279	25,740	-2.05%
Application Fees			39,532	45,560	42,558	-6.59%
Seminars/Educ. Programs			51,478	64,998	62,121	-4.43%
Scholarship Funds			84,886	88,814	86,304	-2.83%
Intercompany Services			36,000	40,412	79,000	95.49%
Misc Revenue			197,859	234,603	220,794	-5.89%
Operating Subsidy			3,426,239	4,166,305	4,404,299	5.71%
Total Revenue	4,589,087	5,296,250	5,755,078	6,446,935	6,743,201	4.60%
Expenditures						
Instructional Support			2,621,640	2,742,447	3,323,484	21.19%
Institutional Support			3,072,728	3,304,941	3,345,423	1.22%
Total Expenditures	4,421,597	5,205,548	5,694,368	6,047,388	6,668,907	10.28%
Excess Revenue over Expenditures			60,710	399,547	74,294	-81.41%





Trended Year-End Balances of College Development

	2000	2001	2002	2003	2004	2005	2006	05-'06 % Change
CCHS Advancement Fund	64,731	83,896	113,006	109,241	187,444	217,349	268,484	23.53%
C. Mauney Scholarship	0	0	14,435	16,454	17,096	17,791	19,112	7.43%
Carolinas Nursing Endowment	888,910	832,557	697,405	789,490	889,046	990,053	1,072,342	8.31%



Usage of Digital Library Resources

<i>Source: Report of Library Services</i>	2005		2006	
	Sessions	Distinct Users	Sessions	Distinct Users
January	31	16	100	34
February	43	18	187	61
March	25	11	75	25
April	186	57	60	25
May	33	23	69	30
June	123	30	84	30
July	29	13	27	10
August	39	23	100	55
September	157	52	303	118
October	128	39	234	90
November	154	40	150	48
December	14	10	37	22
Annual Total	962	332	1426	548

